

Job Name/Location:

Tag No.:

Date:

For: File Resubmit
Approval Other_____

PO No.:

Architect:

GC:

Engr:

Mech:

Rep:

(Company)

(Project Manager)

KNMLB301A

R32 Multi F Multi-Position Air Handling Unit

30,000 Btu/h Indoor Unit

**Performance:**

Nominal Cooling Capacity (Btu/h)	30,000
Nominal Heating Capacity (Btu/h)	34,000

Cooling Nominal Test Conditions:

Indoor: 80°F DB / 67°F WB
Outdoor: 95°F DB / 75°F WB

Heating Nominal Test Conditions:

Indoor: 70°F DB / 60°F WB
Outdoor: 47°F DB / 43°F WB

Electrical:

Power Supply (V/Hz/Ø) ^{1,2}	208-230 / 60 / 1
Rated Amps (A)	3.4

Piping:

Installed Liquid Pipe (in., O.D.)	3/8 Flare
Installed Vapor Pipe (in., O.D.)	5/8 Flare
Liquid Connection (in., O.D.)	3/8 Flare
Vapor Connection (in., O.D.)	5/8 Flare
Drain (in., O.D. / I.D.)	3/4 FPT
Temperature Sensor	Thermistor

Standard Features:

- Access Panel for Field Supplied Air Filter

Controls Features:

- Inverter (variable speed fan)
- Hot start
- Self diagnosis
- Soft dry operation
- Auto operation
- Auto restart
- Sleep mode
- Timer (on/off/weekly)
- ESP control
- R32 leak detection sensor
- Integrated connections for 3rd party thermostat

Optional Accessories:

- Single-Port Shutoff Valve - PRHPZ010A
- Auxiliary Heater Kit - PRARH1⁴
- Electric Heater Kits - ANEHxx3Cx⁵
- Downflow Conversion Kit - PNDFA0
- Wi-Fi Module - PWFMD200

Controller Options:

- MultiSITE™ CRC* Controllers
- Simple Remote Controllers
- Standard III Remote Controllers
- Deluxe Remote Controller
- Wireless Remote Controller⁶
- Remote Temperature Button Sensor
- Dry Contacts

Entering Mixed Air:

Cooling (°F WB)	57 ~ 77
Heating (°F DB)	59 ~ 81

Unit Data:

Refrigerant Type	R32
Refrigerant Control	EEV
Sound Pressure (H/M/L) dB(A) ³	40 / 37 / 35
Filter Dimensions ⁷ (in)	20 x 20 x 1
Net Weight (lbs.)	138.2
Shipping Weight (lbs.)	152.8

Fan:

Type	Sirocco
Quantity	1
Motor/Drive	Brushless Digitally Controlled / Direct
Air Flow H/M/L (CFM)	875 / 750 / 630
Minimum~Maximum External Static Pressure ⁸ (in wg)	0.1~1.0
Fan Setting Value	N/A - Constant Flow
Dehumidification (pts./hr.)	5.6

Notes:

- Acceptable operating voltage: 187V-253V.
- The power wiring and the communication wiring from the outdoor unit to the indoor unit, or from the branch distribution unit to the indoor unit is field supplied and must be stranded, shielded or unshielded (if shielded, it must be grounded to the chassis of the outdoor unit only). All wiring must comply with applicable local and national codes.
 - Power wiring and communication wiring from outdoor unit to indoor unit (No. x AWG) 3 x 14 / 2 x 18.
 - Power wiring and communication wiring from branch distribution unit to indoor unit (No. x AWG) 3 x 14 / 2 x 18.
- Sound Pressure levels are tested in an anechoic chamber under ISO Standard 3745.
- If a Third-Party Dry Contact and an LG internal heater or an LG Auxiliary Heater Kit is installed, supplemental heat capability cannot be controlled by the Third-Party Thermostat.
- Electric heater accessory is available in 3/5/8kW capacities for the 12MBH AHU, 3/5/8/10kW capacities for 18-30MBH AHUs, and 3/5/8/10/15kW capacities for the 36MBH AHU. Refer to the Engineering Manual for details.
- Requires an LG wall controller because Multi-Position Air Handling Units do not have infrared receiver.
- Actual filter sizes may vary.
- Maximum static pressure may result in reduced airflow (CFM).
- See Engineering Manual for sensible and latent capacities.
- The indoor unit comes with a dry helium charge.
- Corresponding refrigerant piping length is in accordance with standard length of each outdoor unit and the level difference is 0 ft. All capacities are net with a combination ratio between 95 - 105%.
- Must follow installation instructions in the applicable LG installation manual.



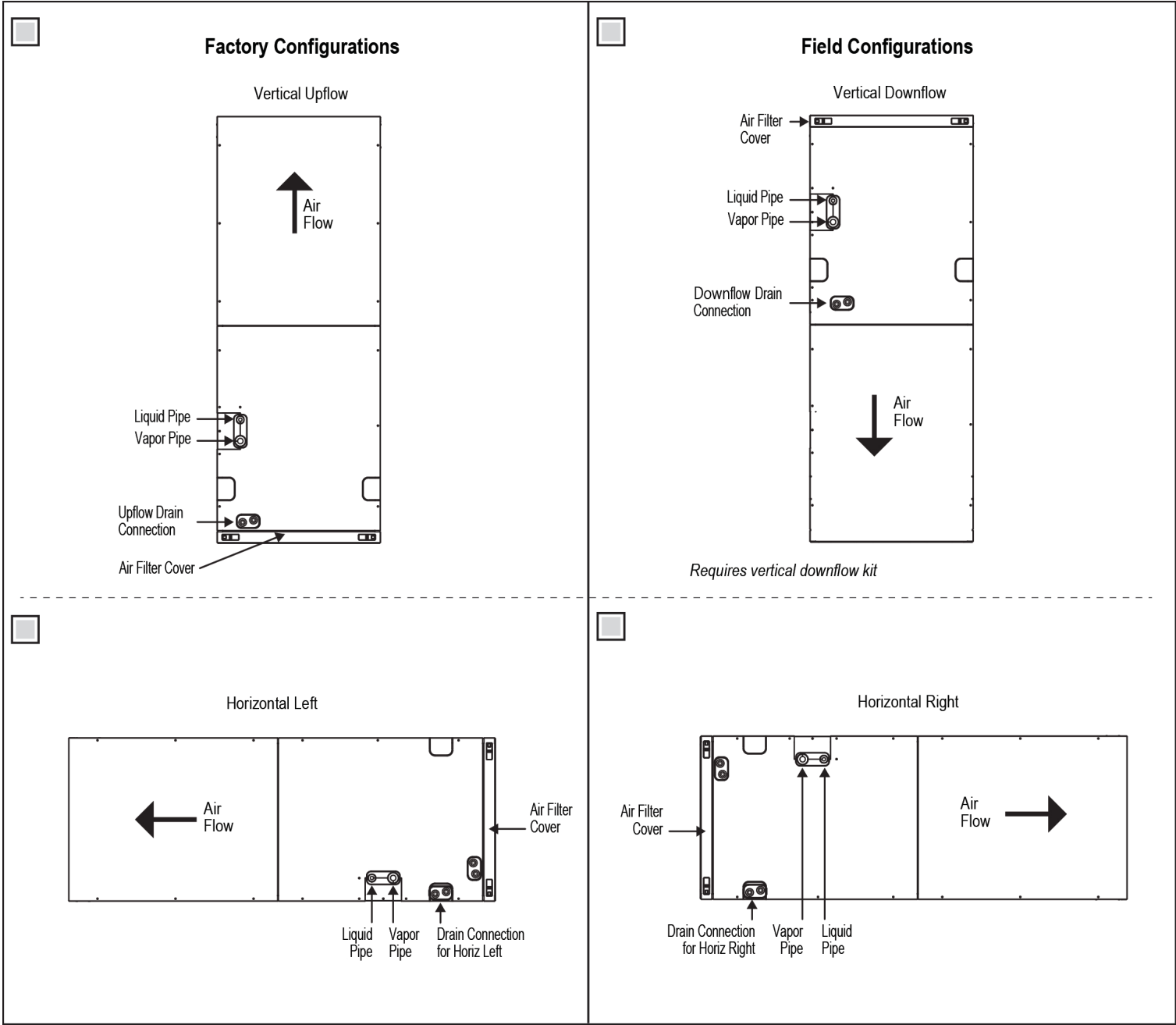
KNMLB301A
R32 Multi F Multi-Position Air Handling Unit
30,000 Btu/h Indoor Unit



Tag No.: _____

Date: _____

PO No.: _____



Job Name/Location: _____

KNMLB301A

R32 Multi F Multi-Position Air Handling Unit

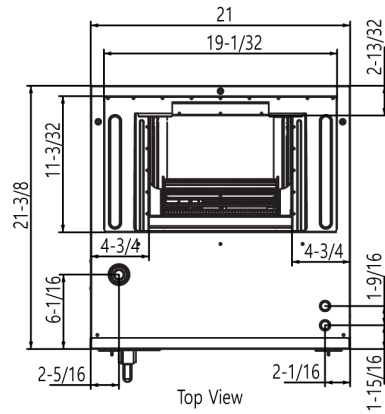
30,000 Btu/h Indoor Unit



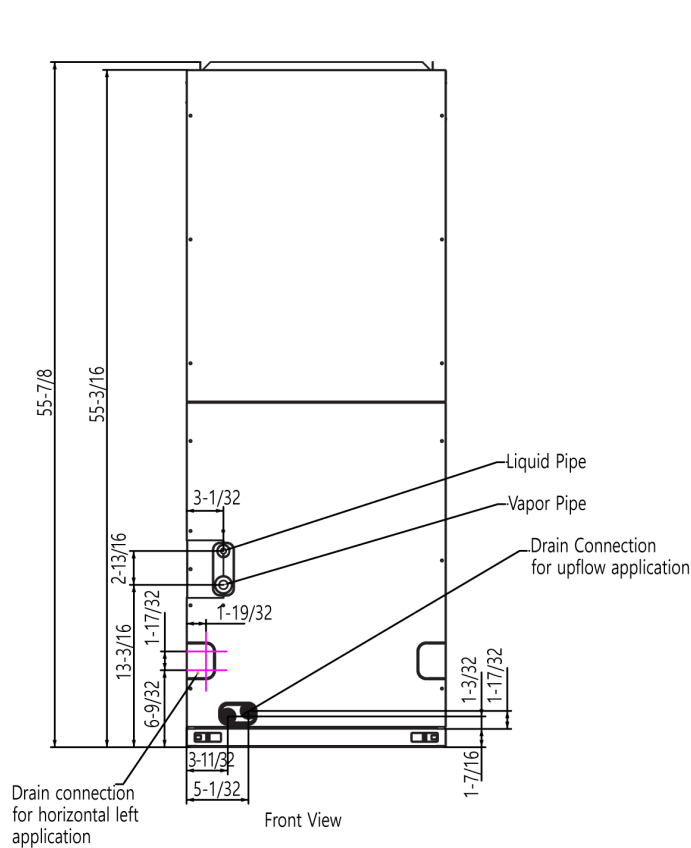
Tag No.: _____

Date: _____

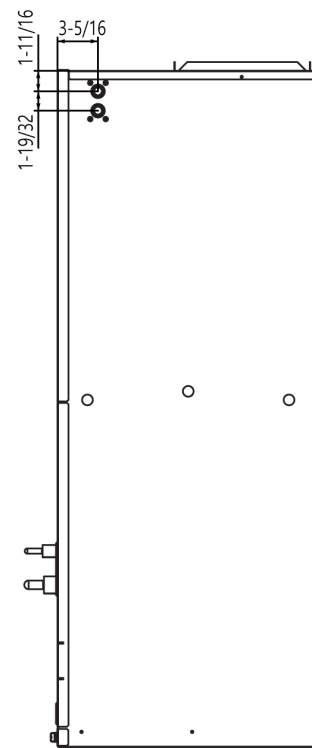
PO No.: _____



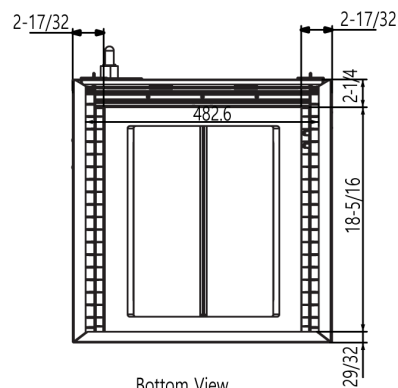
Top View



Front View



Side View



Bottom View